

INSTALLATION INSTRUCTIONS

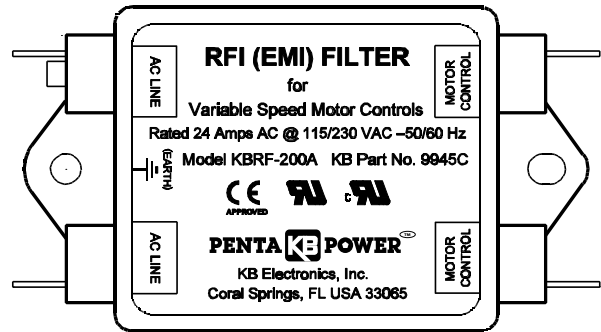
KBRF-200A

RFI (EMI) FILTER – KB P/N 9945C

 Approved (EN55011)





See Safety Warning on Page 1



PENTA KB POWER TM

A COMPLETE LINE OF MOTOR DRIVES

© 1998 KB Electronics, Inc.

ii.   **SAFETY WARNING! — PLEASE READ CAREFULLY**

This product should be installed and serviced by a qualified technician, electrician or electrical maintenance person familiar with its operation and the hazards involved. Proper installation, which includes wiring, mounting in proper enclosure, fusing or other overcurrent protection and grounding, can reduce the chance of electric shocks, fires or explosion in this product or products used with this product, such as electric motors, switches, coils, solenoids and/or relays. Eye protection must be worn and insulated adjustment tools must be used when working with control under power. This product is constructed of materials (plastics, metals, carbon, silicon, etc.) which may be a potential hazard. If information is required on this product, contact our factory. It is the responsibility of the equipment manufacturer and individual installer to supply this safety warning to the ultimate user of this product. (SW effective 5/96)

Fire and/or electrocution can result due to improper use of this product.



This product complies with all CE directives pertinent at the time of manufacture. Contact factory for detailed installation instructions and Declaration of Conformity.

I. APPLICATION NOTE

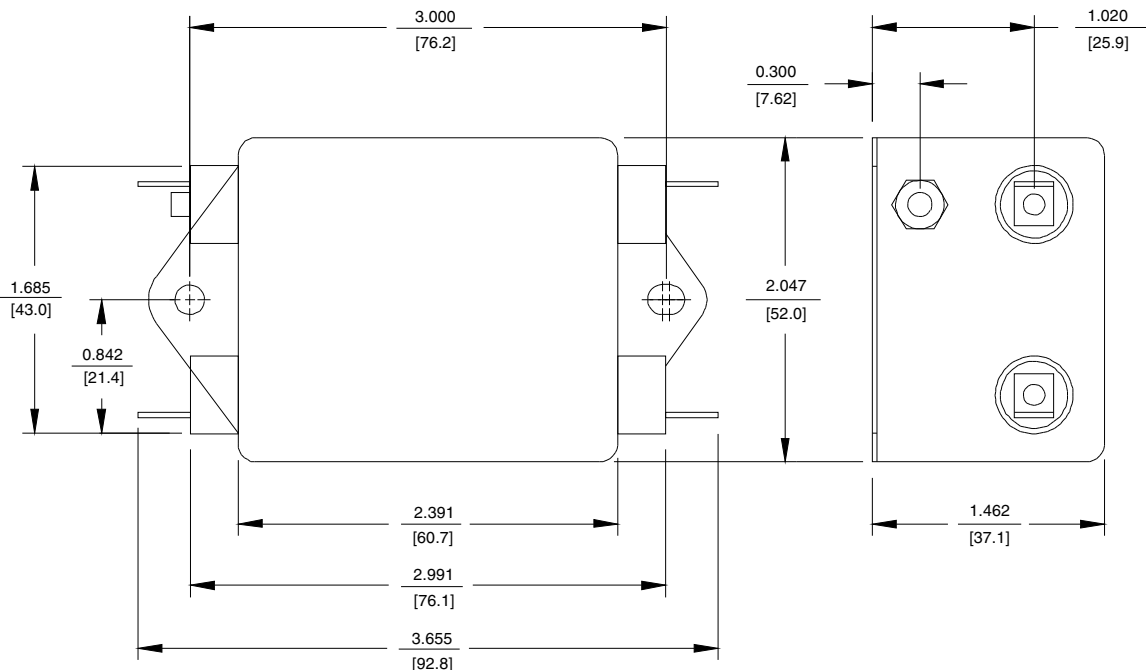
This product is intended to be used with electronic motor speed controls containing the “CE” mark and manufactured by KB Electronics, Inc., Coral Springs, FL 33065 USA. When installed in accordance with the procedures outlined, the motor speed control will comply with “CE” Council Directive 89/336/EEC relating to EMC.

II. RATINGS

24 Amps AC Maximum – 115/230 VAC – 50/60 Hz
Temperature Operating Range: 0 – 50 °C
Frequency Range 9 kHz – 30 MHz Per EC Specification EN55011
Earth Leakage 4.0 mA @ 250 VAC/50 Hz

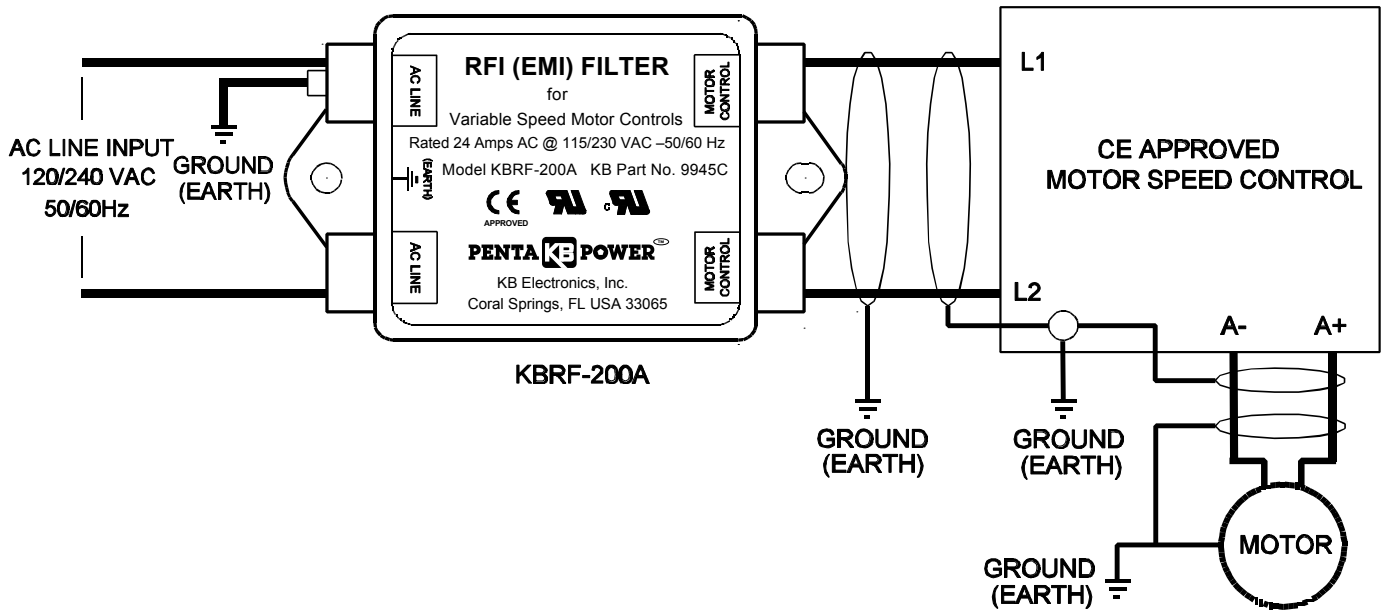
2

FIG. 1 – MECHANICAL SPECIFICATIONS – INCHES / [mm]



3

FIG. 2 – WIRING DIAGRAM



4

III. MOUNTING

Mount the KBRF-200A on a flat surface using the 2 mounting tabs. (See fig. 1, p. 3.) Be sure unit is not exposed to environmental conditions which will adversely affect its operation such as water, excessive temperature or metal chips.

IV. WIRING – (See fig. 2, p. 4.)

- Wire KBRF-200A Filter to control using 1/4" – QD terminals. Wires should be as short as possible and may have to be shielded with the shield grounded (earthed) at both ends.
- Wire AC Line to filter using 1/4" – QD terminals. Shielded wiring is normally not necessary for the AC Line. Be sure to connect ground wire to 4 mm ground stud (Earth) on KBRF-200A Filter.

V. RFI/EMI CONSIDERATIONS

- It may be necessary to shield the motor speed control or mount it in a metal enclosure to reduce radiated EMI.

- b) It is the responsibility of the system integrator to provide a finished machine that will conform to all RFI/EMI requirements. Installing the control in the way shown above, along with other CE approved guidelines, the control should not emit undesirable levels of RFI/EMI. These instructions do not guarantee that your system will meet all requirements for Council Directive 89/336/EEC relating to EMC. A Declaration of Conformity is available upon request.

6

VI – LIMITED WARRANTY

For a period of 18 months from date of original purchase, KB will repair or replace without charge devices which our examination proves to be defective in material or workmanship. This warranty is valid if the unit has not been tampered with by unauthorized persons, misused, abused, or improperly installed and has been used in accordance with the instructions and/or ratings supplied. The foregoing is in lieu of any other warranty or guarantee, expressed or implied, and we are not responsible for any expense, including installation and removal, inconvenience, or consequential damage, including injury to any person, caused by items of our manufacture or sale. Some states do not allow certain exclusions or limitations found in this warranty so that they may not apply to you. In any event, KB's total liability, under all circumstances, shall not exceed the full purchase price of this unit. (rev 4/88)



KB ELECTRONICS, INC.

12095 NW 39th Street, Coral Springs, FL 33065 • (954) 346-4900 • Fax (954) 346-3377

Outside Florida Call **TOLL FREE** (800) 221-6570 • **E-mail** – info@kbelectronics.com

(A40266) – Rev. D – 11/98